

Risk and Protective Factor Executive Summary

2016-17 Rockland County Schools

Rockland County

March 06, 2017



PRIDE SURVEYS
2140 Newmarket Pkwy. #116
Marietta, GA 30067
☎ 800.279.6361
☎ 770.726.9327
www.pridesurveys.com

Contents

1	Introduction	3
2	Demographics	4
3	30-Day Drug Use	5
4	Students' Perception of Risk	7
5	Perception of Parental Disapproval	9
6	Perception of Friends Disapproval	11
7	Students' Perception of Availability	13
8	Where Students Use	15
9	When Students Use	20
10	The Pride Surveys	25
11	Why Schools Use Pride Surveys	25

1 Introduction

We at Pride Surveys have reviewed the education legislation, Elementary Secondary Education Act (ESEA), and attended meetings in Washington, D.C., with USDOE for briefings on the legislation. This summary and the complete report on your CD-ROM are intended to assist you in meeting the reporting requirements of ESEA as well as the requirements for the Drug Free Communities (DFC) Support Program Core Measures.

Under the ESEA and DFC, schools are required to report on specific behaviors and perceptions regarding drug use. The current reporting requirements include the areas of past 30 day use, perceptions of risk from use, perceptions of parental disapproval of use and perceptions of peer disapproval of use. Additionally this report contains information on specific risk and protective factors that research has shown to be associated with drug use behaviors.

The graphs and tables in this summary are compiled from data collected in your school(s) using the ***Pride Risk and Protective Factor Questionnaire for Grades 6-12***. These graphs and tables cover the areas typically of most interest for school systems. The areas covered are demographics, prevalence of 30-day use, perception of risk, students' perception of parental disapproval of use, students' perception of peer disapproval of use and risk and protective factors. The drugs covered in this summary are *cigarette/tobacco* use, *alcohol* use, *marijuana* use and prescription drugs. Marijuana is often used as a measure of illicit drug use as it is by far the most commonly used of the illicit drugs.

This summary and the accompanying CD-ROM (full report) will assist you in meeting the requirements of ESEA as well as requirements from agencies (DFC, etc.) that have similar requirements in assessment and evaluation.

NOTE: THIS IS ONLY A BRIEF SUMMARY OF YOUR RESULTS. YOUR FULL AND COMPLETE REPORT CAN BE FOUND ON YOUR CD-ROM.

If you have questions about this report or if you wish to have information on other ***Pride Surveys*** services and products, please call the ***Pride Surveys*** Office or write to the following address:

Pride Surveys

Jay Gleaton, CEO
2140 Newmarket Pkwy SE
Suite 116
Marietta, GA 30067
1-800-279-6361
1-770-726-9327
info@pridesurveys.com

2 Demographics

Total number of students surveyed: **4,862**

Grade Levels

- Number of 8th grade students surveyed: **2,587 (53.2%)**
- Number of 11th grade students surveyed: **2,275 (46.8%)**

Sex

- Number of Male students surveyed: **2,281 (49.1%)**
- Number of Female students surveyed: **2,361 (50.9%)**

Race

- Number of White students surveyed: **2,276 (48.1%)**
- Number of African American students surveyed: **450 (9.5%)**
- Number of Hispanic/Latino students surveyed: **1,035 (21.9%)**
- Number of Asian/Pacific Islander students surveyed: **349 (7.4%)**
- Number of Native American students surveyed: **16 (0.3%)**
- Number of Mixed Origin students surveyed: **408 (8.6%)**
- Number of Other students surveyed: **202 (4.3%)**

3 30-Day Drug Use

NOTE: For tables, *N of Valid* is the number of students who answered the question and *N of Missing* is the number of students who did not answer the question.

Table 1: Use of Cigarettes in the Past 30 Days

Grade Level	N of Valid	N of Miss	No	Yes
8th	2483	104	98.9	1.1
11th	2224	51	95.9	4.1
6-8	2483	104	98.9	1.1
9-12	2224	51	95.9	4.1
Total	4707	155	97.5	2.5

Table 2: Use of Alcohol in the Past 30 Days

Grade Level	N of Valid	N of Miss	No	Yes
8th	2473	114	91.2	8.8
11th	2215	60	61.3	38.7
6-8	2473	114	91.2	8.8
9-12	2215	60	61.3	38.7
Total	4688	174	77.0	23.0

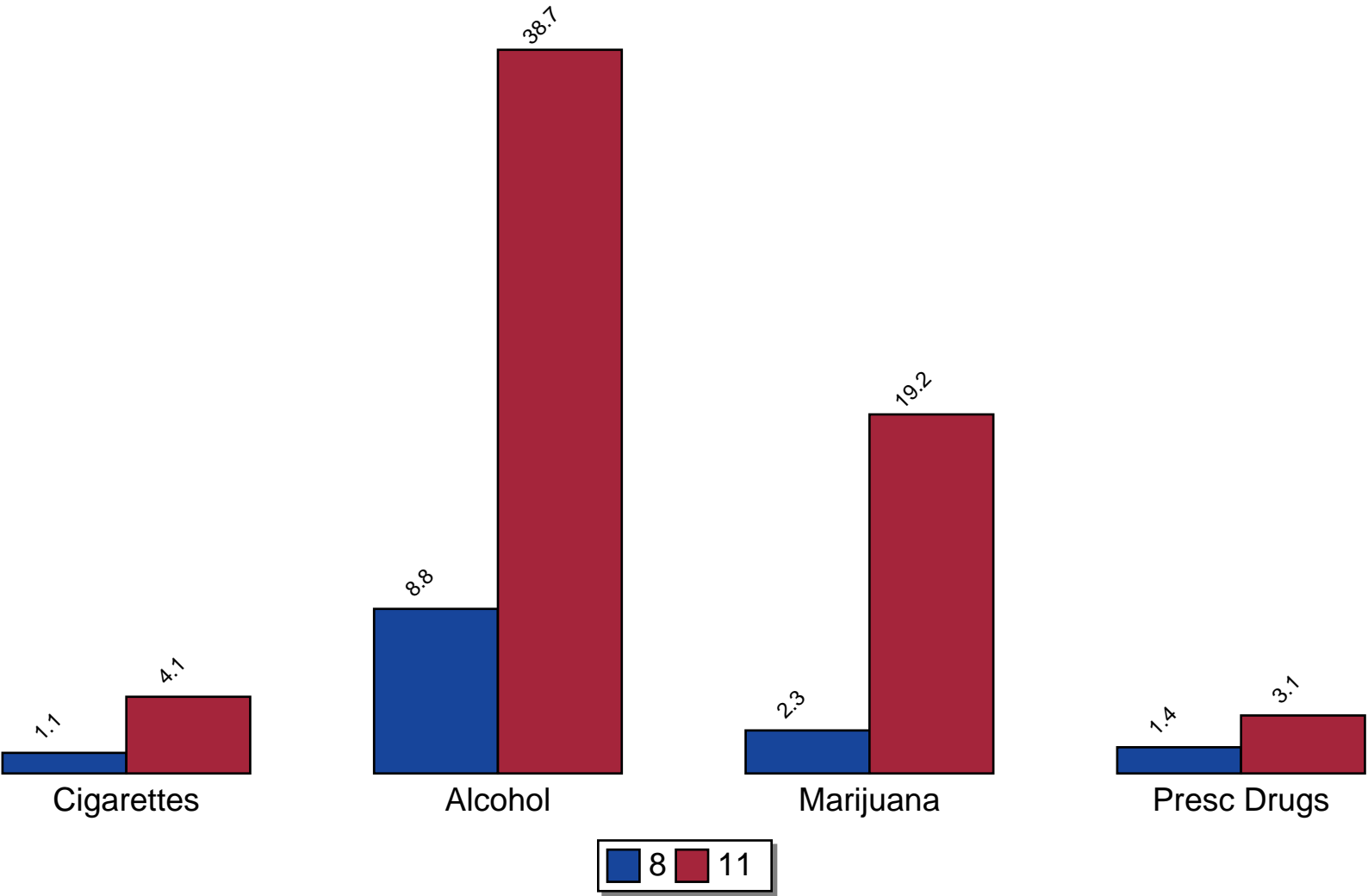
Table 3: Use of Marijuana in the Past 30 Days

Grade Level	N of Valid	N of Miss	No	Yes
8th	2470	117	97.7	2.3
11th	2218	57	80.8	19.2
6-8	2470	117	97.7	2.3
9-12	2218	57	80.8	19.2
Total	4688	174	89.7	10.3

Table 4: Use of Presc Drugs in the Past 30 Days

Grade Level	N of Valid	N of Miss	No	Yes
8th	2459	128	98.6	1.4
11th	2210	65	96.9	3.1
6-8	2459	128	98.6	1.4
9-12	2210	65	96.9	3.1
Total	4669	193	97.8	2.2

% Students Who Have Used Cigarettes, Alcohol, Marijuana & Prescription Drugs in the Past 30 Days



Source: Pride Surveys

4 Students' Perception of Risk

Past analysis of national statistics indicates that as students' perception of risk increases, use of substances decreases. It is also typical for the perception of risk as (*Moderate Risk* or *Great Risk*) to decrease as a child gets older. Your students' responses are detailed in the following tables.

Table 5: Perception of Risk of Cigarette Use

Grade Level	N of Valid	N of Miss	Moderate or Great Risk
8th	2429	158	86.7
11th	2168	107	88.6
6-8	2429	158	86.7
9-12	2168	107	88.6
Total	4597	265	87.6

Table 6: Perception of Risk of Alcohol Use

Grade Level	N of Valid	N of Miss	Moderate or Great Risk
8th	2422	165	84.1
11th	2171	104	79.6
6-8	2422	165	84.1
9-12	2171	104	79.6
Total	4593	269	82.0

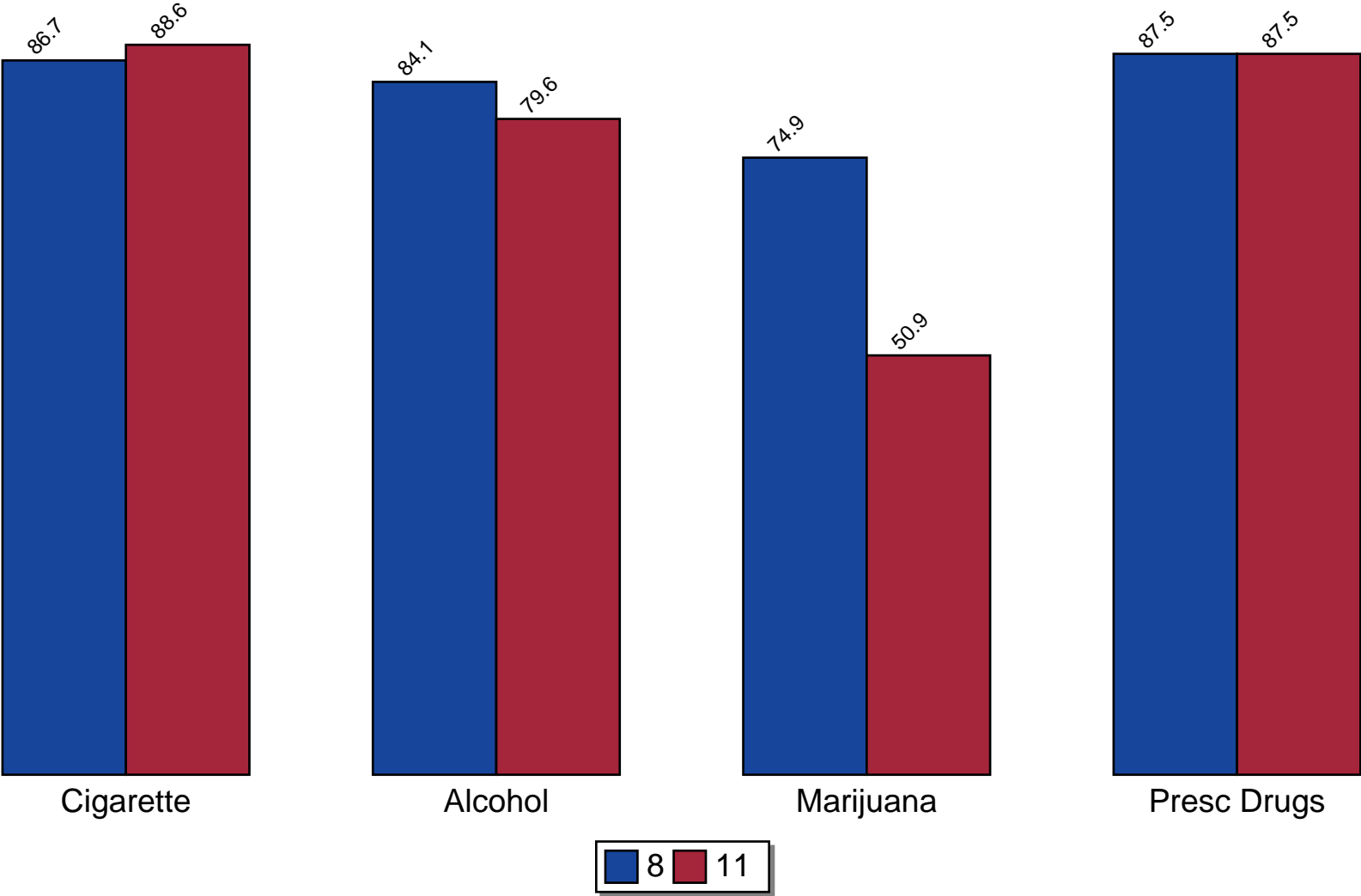
Table 7: Perception of Risk of Marijuana Use

Grade Level	N of Valid	N of Miss	Moderate or Great Risk
8th	2403	184	74.9
11th	2159	116	50.9
6-8	2403	184	74.9
9-12	2159	116	50.9
Total	4562	300	63.5

Table 8: Perception of Risk of Presc Drugs Use

Grade Level	N of Valid	N of Miss	Moderate or Great Risk
8th	2403	184	87.5
11th	2152	123	87.5
6-8	2403	184	87.5
9-12	2152	123	87.5
Total	4555	307	87.5

Perception of Risk of Using Cigarettes, Alcohol, Marijuana & Prescription Drugs As Moderate Risk or Great Risk



Source: Pride Surveys

5 Perception of Parental Disapproval

Past analysis of national statistics indicates that students tend to perceive parents as feeling that students' use of tobacco, alcohol, marijuana and prescription drugs as *Wrong* or *Very Wrong* for all grade levels. Your students' responses are detailed in the following tables.

Table 9: Perception of Parents' Disapproval of Using **Tobacco**

Grade Level	N of Valid	N of Miss	Wrong or Very Wrong
8th	2386	201	99.1
11th	2130	145	97.9
6-8	2386	201	99.1
9-12	2130	145	97.9
Total	4516	346	98.5

Table 10: Perception of Parents' Disapproval of Using **Alcohol**

Grade Level	N of Valid	N of Miss	Wrong or Very Wrong
8th	2387	200	96.0
11th	2133	142	90.1
6-8	2387	200	96.0
9-12	2133	142	90.1
Total	4520	342	93.2

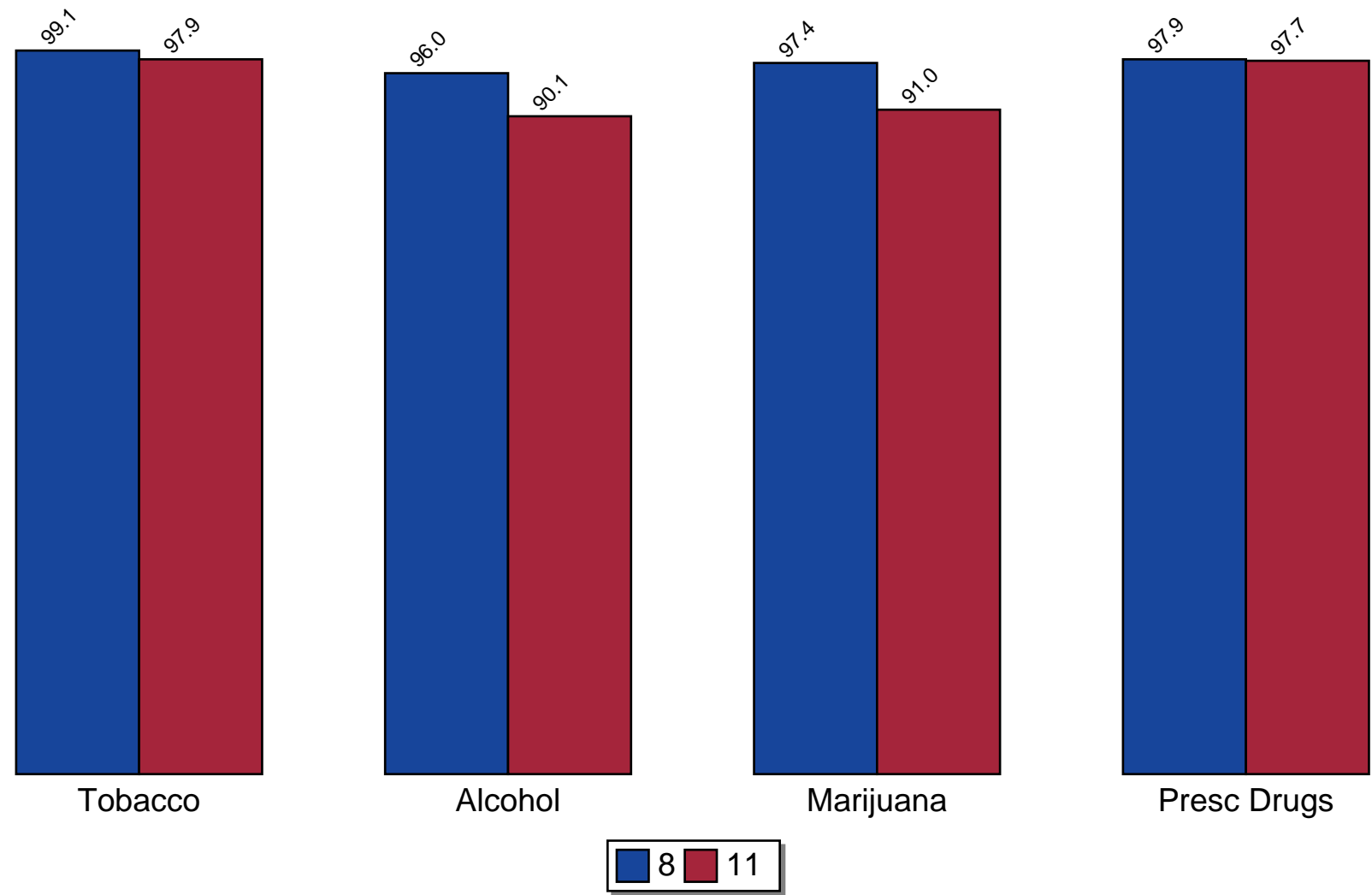
Table 11: Perception of Parents' Disapproval of Using **Marijuana**

Grade Level	N of Valid	N of Miss	Wrong or Very Wrong
8th	2369	218	97.4
11th	2131	144	91.0
6-8	2369	218	97.4
9-12	2131	144	91.0
Total	4500	362	94.4

Table 12: Perception of Parents' Disapproval of Using **Presc Drugs**

Grade Level	N of Valid	N of Miss	Wrong or Very Wrong
8th	2369	218	97.9
11th	2123	152	97.7
6-8	2369	218	97.9
9-12	2123	152	97.7
Total	4492	370	97.8

Perception That Parents Would Feel It To Be Wrong or Very Wrong To Use Tobacco, Alcohol, Marijuana & Prescription Drugs



Source: Pride Surveys

6 Perception of Friends Disapproval

Past analysis of national statistics indicates that students tend to perceive peers as feeling that students use of tobacco, alcohol, marijuana and prescription drugs as *Wrong* or *Very Wrong* for all grade levels. However, this perception is typically not as strong as the perception of disapproval from parents. Your students' responses are detailed in the following tables.

Table 13: Perception of Friends' Disapproval of Using **Tobacco**

Grade Level	N of Valid	N of Miss	Wrong or Very Wrong
8th	2441	146	93.8
11th	2195	80	85.8
6-8	2441	146	93.8
9-12	2195	80	85.8
Total	4636	226	90.0

Table 14: Perception of Friends' Disapproval of Using **Alcohol**

Grade Level	N of Valid	N of Miss	Wrong or Very Wrong
8th	2430	157	92.0
11th	2192	83	79.0
6-8	2430	157	92.0
9-12	2192	83	79.0
Total	4622	240	85.8

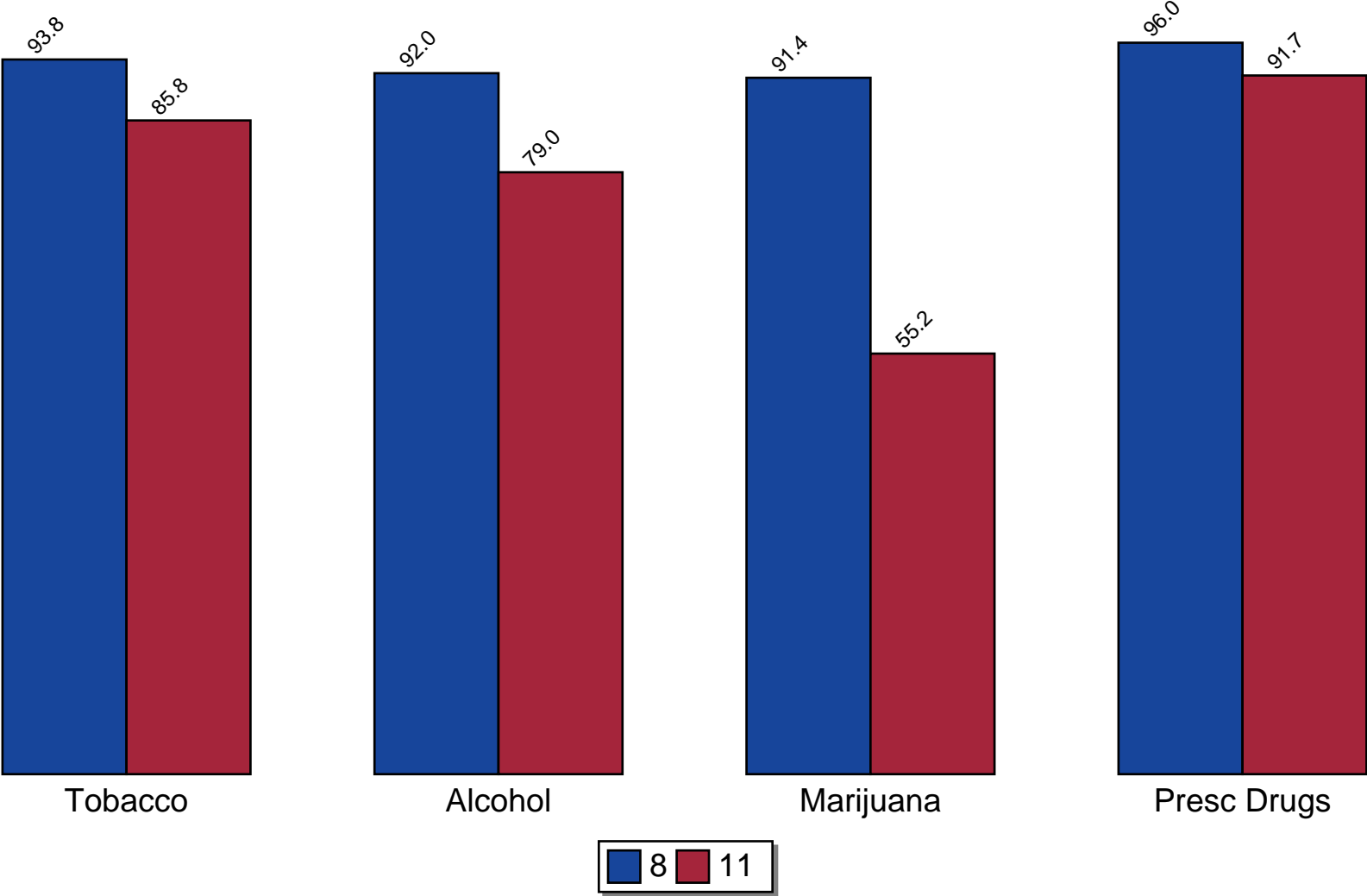
Table 15: Perception of Friends' Disapproval of Using **Marijuana**

Grade Level	N of Valid	N of Miss	Wrong or Very Wrong
8th	2419	168	91.4
11th	2183	92	55.2
6-8	2419	168	91.4
9-12	2183	92	55.2
Total	4602	260	74.2

Table 16: Perception of Friends' Disapproval of Using **Presc Drugs**

Grade Level	N of Valid	N of Miss	Wrong or Very Wrong
8th	2422	165	96.0
11th	2175	100	91.7
6-8	2422	165	96.0
9-12	2175	100	91.7
Total	4597	265	94.0

Perception That Friends Would Feel It To Be Wrong or Very Wrong To Use Tobacco, Alcohol, Marijuana & Presc Drugs



Source: Pride Surveys

7 Students' Perception of Availability

Past analysis of national statistics indicates that as students get older a larger percentage of them tend to perceive tobacco, alcohol, marijuana and illicit drugs (drugs like cocaine, LSD or amphetamines) as *Sort of Easy* or *Very Easy* to get. Your students' responses are detailed in the following tables.

Table 17: Perceived Availability of **Cigarettes**

Grade Level	N of Valid	N of Miss	Sort of Easy or Very Easy to Get
8th	2390	197	18.8
11th	2168	107	41.3
6-8	2390	197	18.8
9-12	2168	107	41.3
Total	4558	304	29.5

Table 18: Perceived Availability of **Alcohol**

Grade Level	N of Valid	N of Miss	Sort of Easy or Very Easy to Get
8th	2405	182	36.1
11th	2177	98	67.6
6-8	2405	182	36.1
9-12	2177	98	67.6
Total	4582	280	51.0

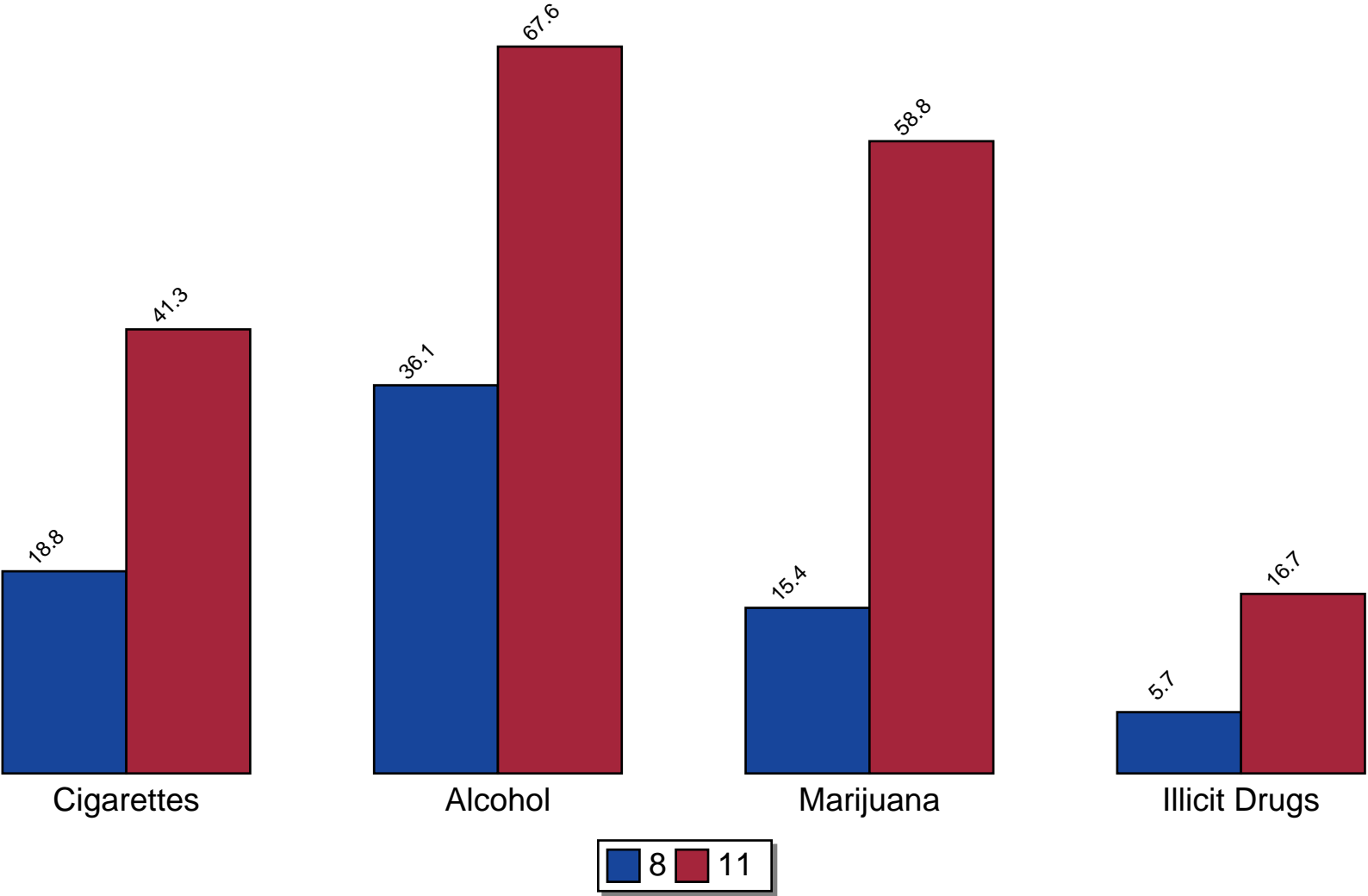
Table 19: Perceived Availability of **Marijuana**

Grade Level	N of Valid	N of Miss	Sort of Easy or Very Easy to Get
8th	2376	211	15.4
11th	2159	116	58.8
6-8	2376	211	15.4
9-12	2159	116	58.8
Total	4535	327	36.1

Table 20: Perceived Availability of **Illicit Drugs**

Grade Level	N of Valid	N of Miss	Sort of Easy or Very Easy to Get
8th	2381	206	5.7
11th	2160	115	16.7
6-8	2381	206	5.7
9-12	2160	115	16.7
Total	4541	321	10.9

Perception That Tobacco, Alcohol, Marijuana and Illicit Drugs Is Sort of Easy or Very Easy To Get

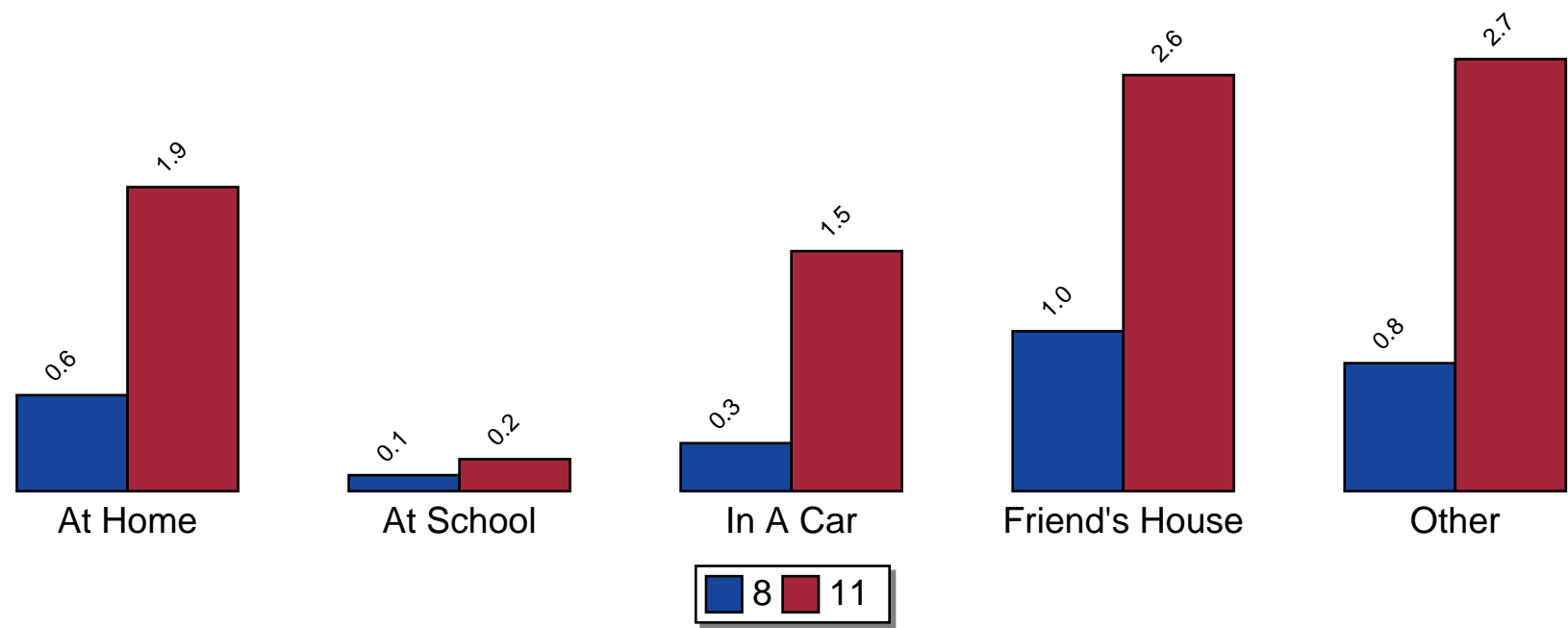


Source: Pride Surveys

8 Where Students Use

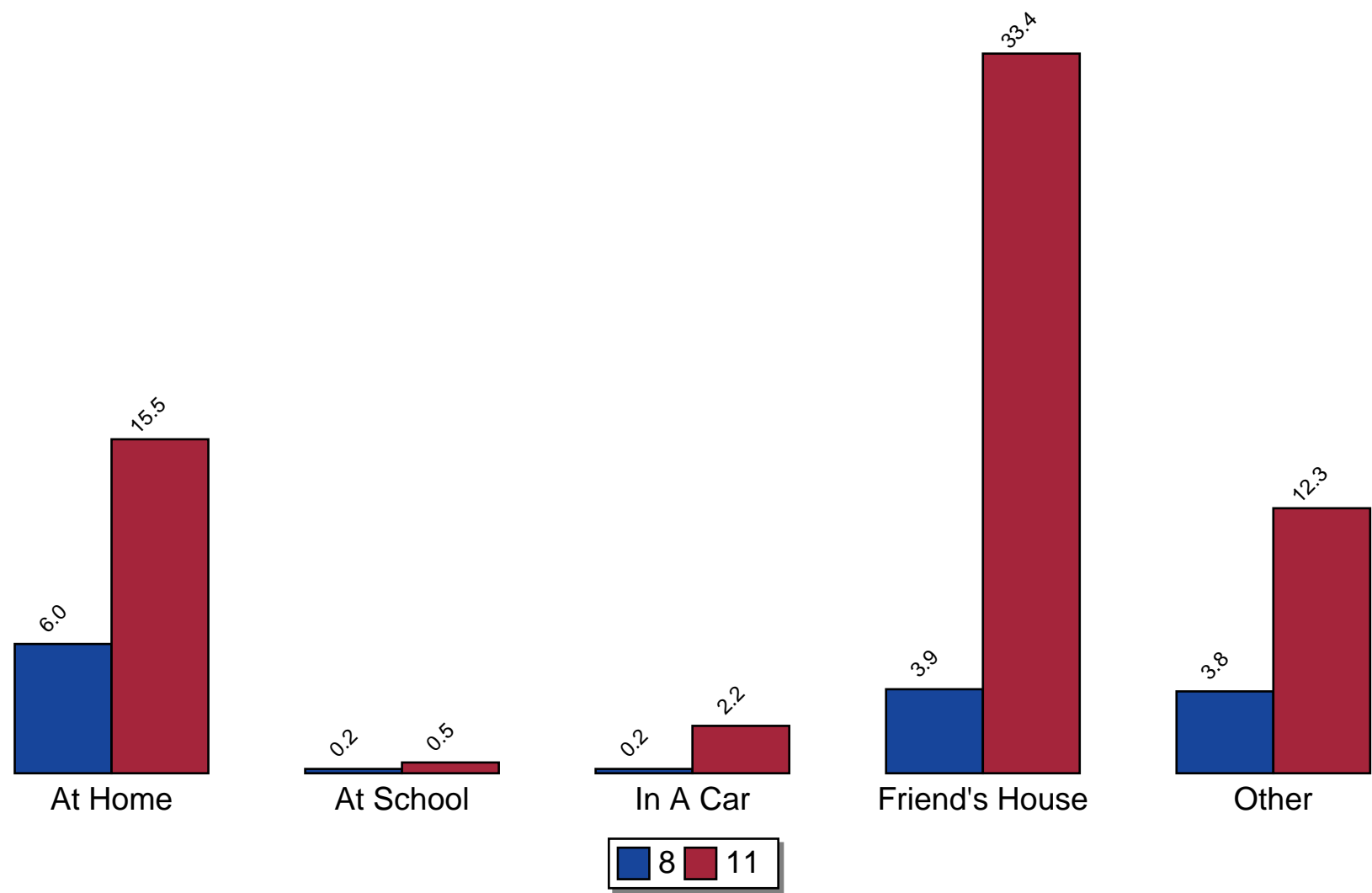
The following graphs show where students report using tobacco, alcohol, marijuana, and prescription drugs. Past analysis of national statistics show that *At School* is typically the *least* popular place of use.

Where Do You Use Tobacco



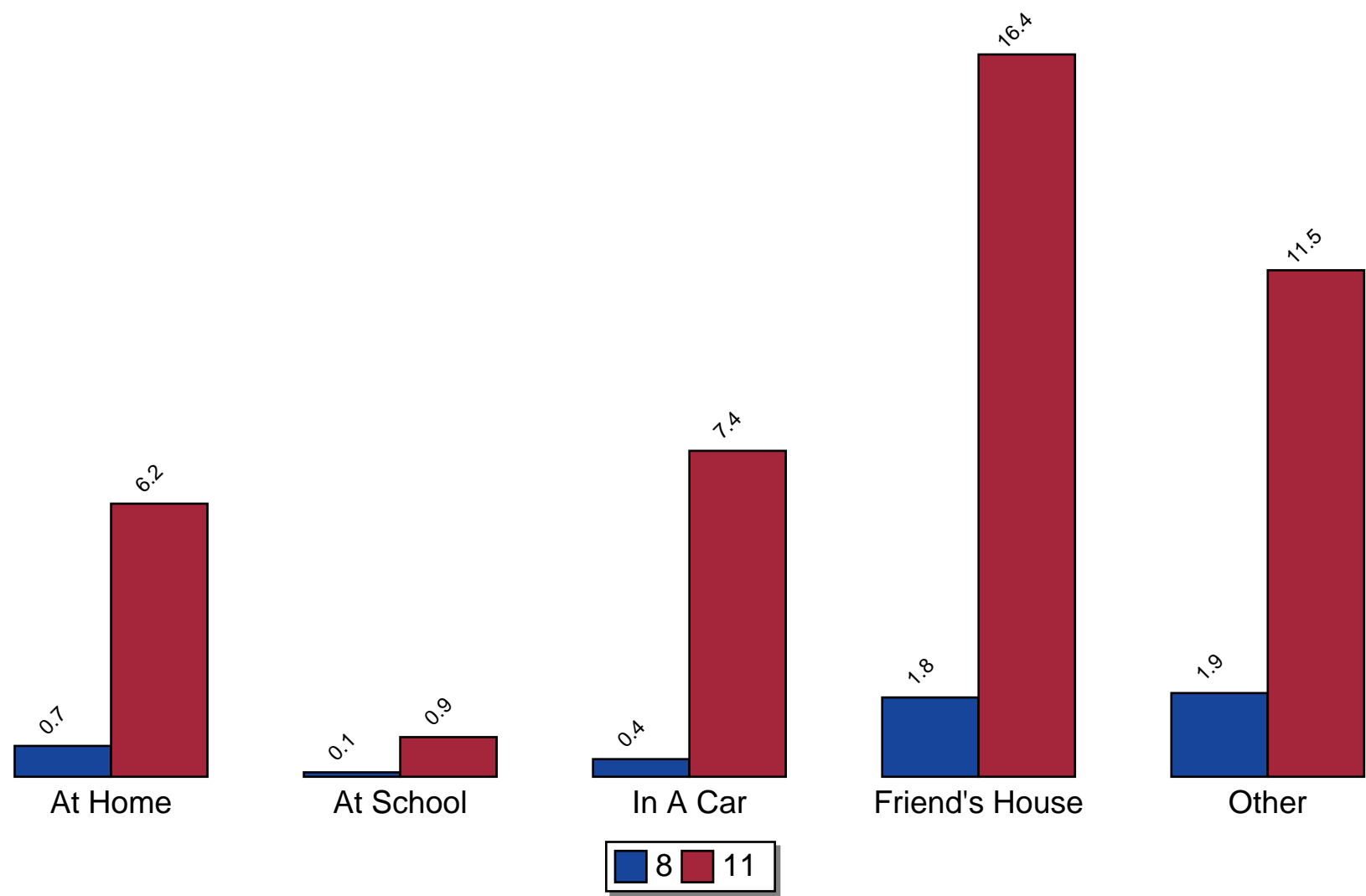
Source: Pride Surveys

Where Do You Use Alcohol



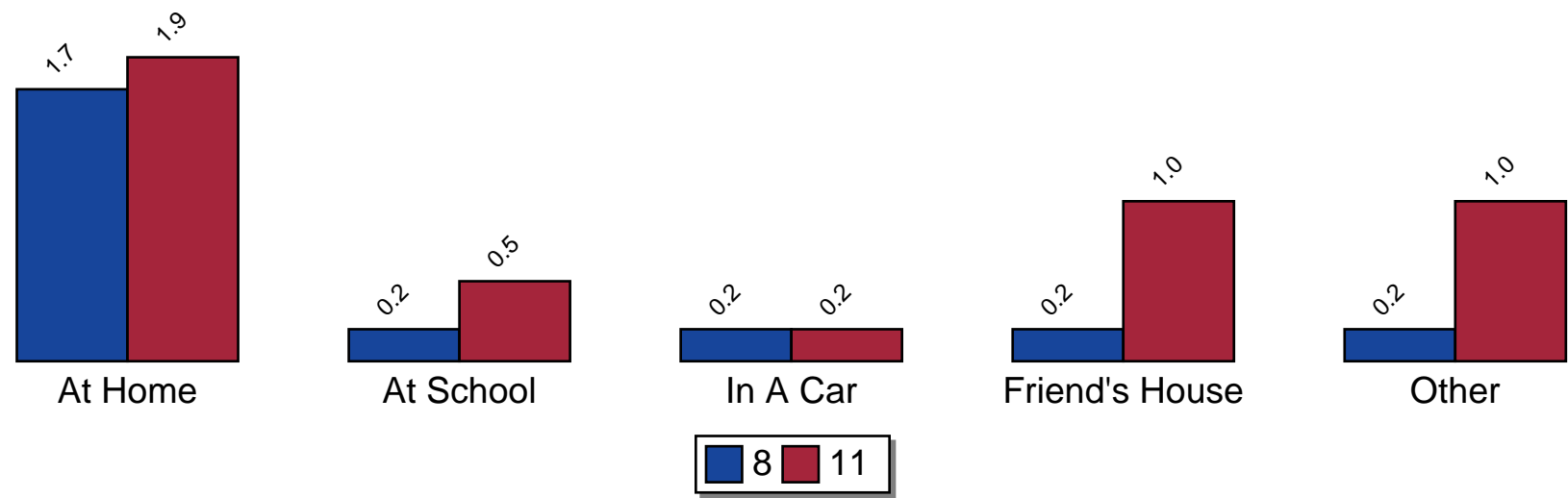
Source: Pride Surveys

Where Do You Use Marijuana



Source: Pride Surveys

Where Do You Use Presc Drugs

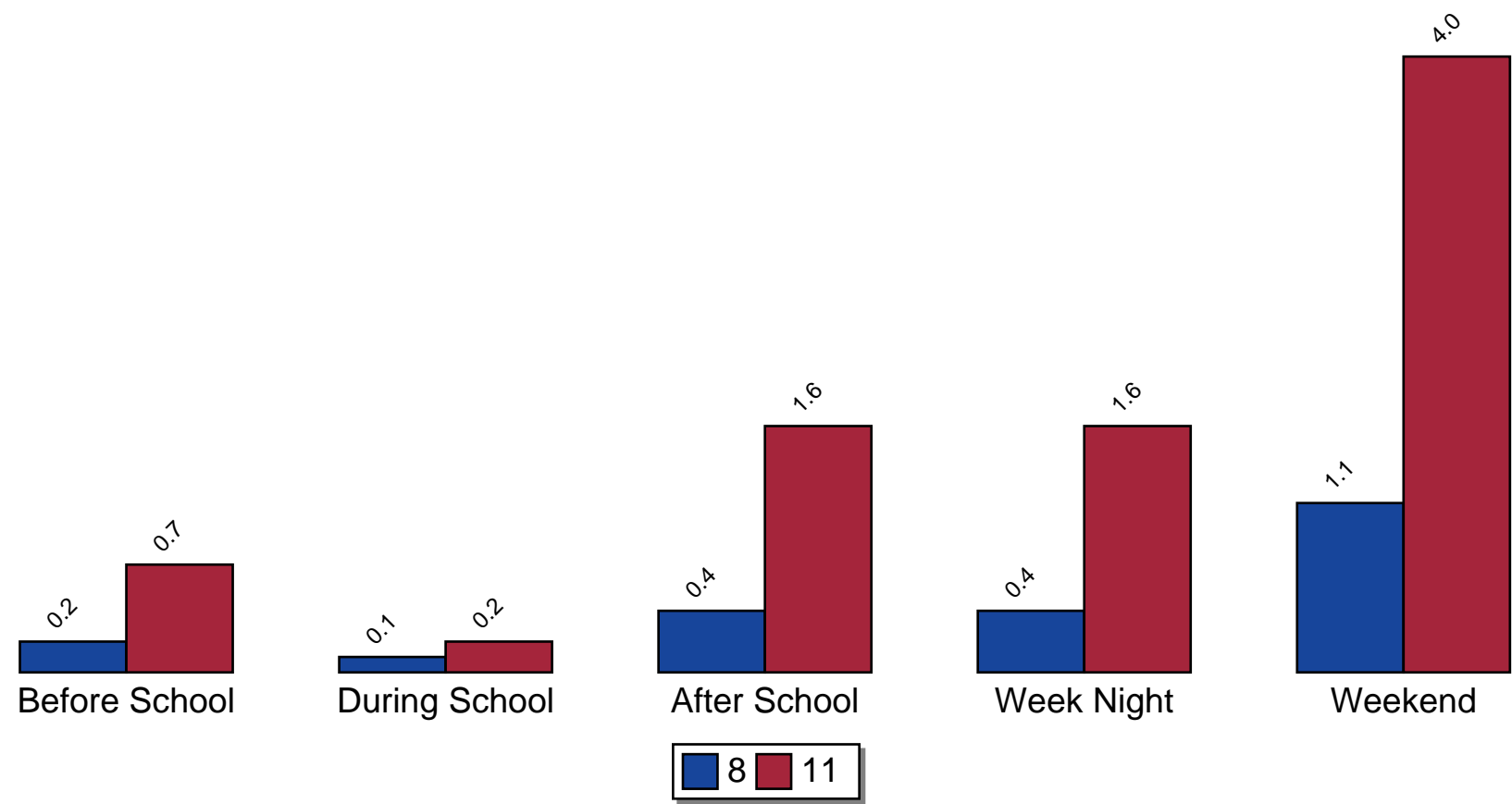


Source: Pride Surveys

9 When Students Use

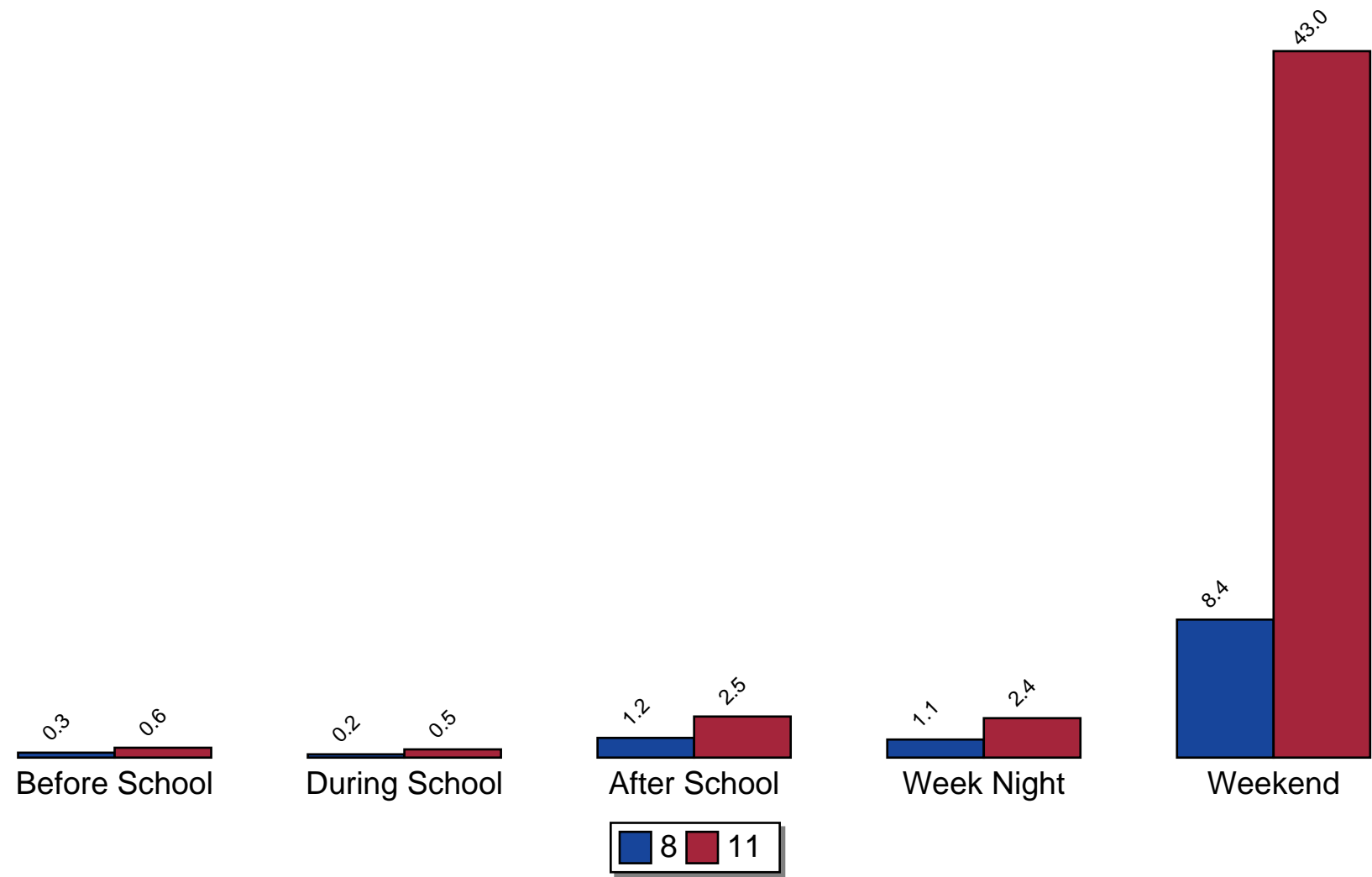
The following graphs show when students report using tobacco, alcohol, marijuana and prescription drugs. Past analysis of national statistics show that *During School* is typically the *least* popular time of use.

When Do You Use Tobacco



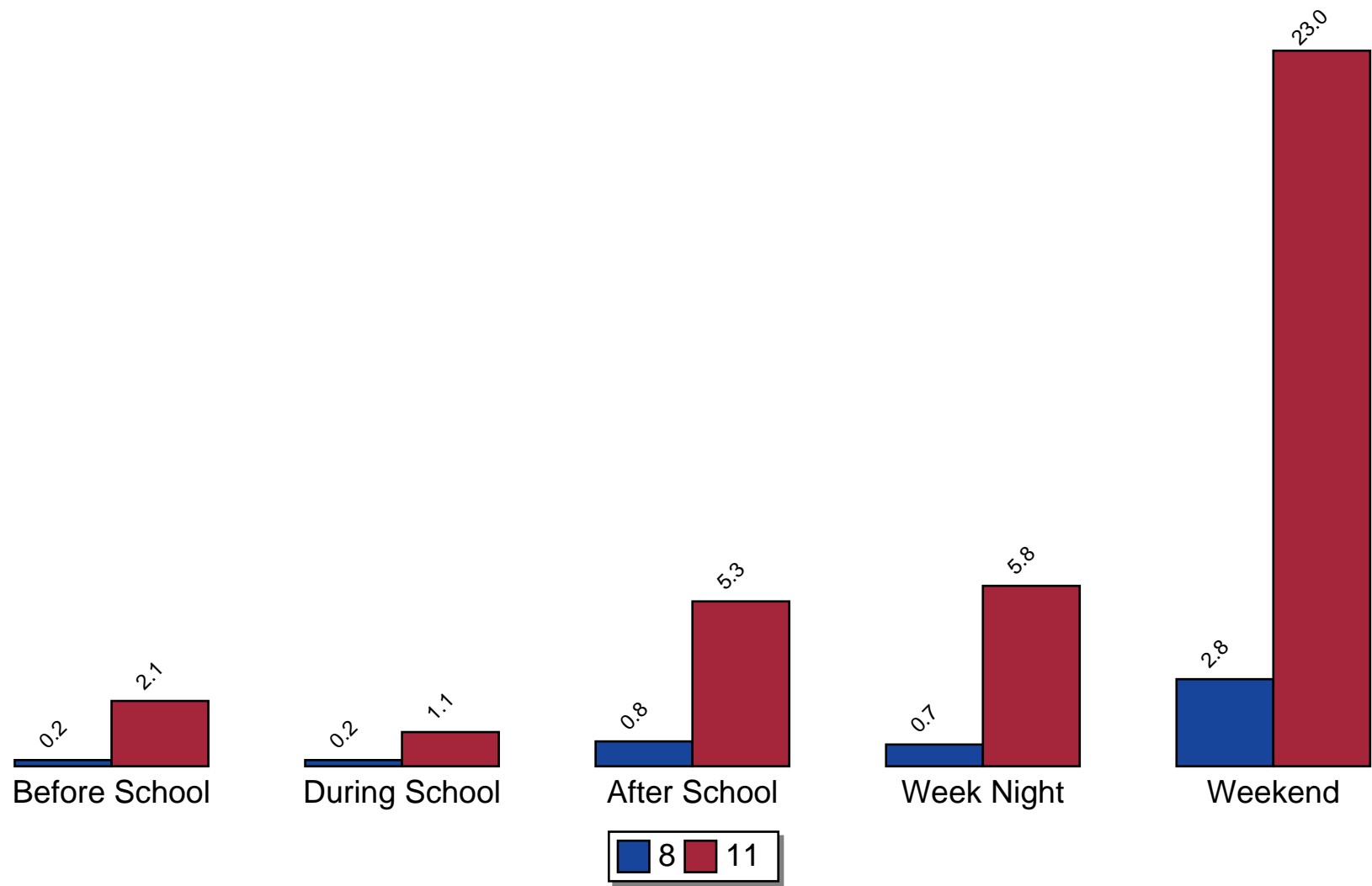
Source: Pride Surveys

When Do You Use Alcohol



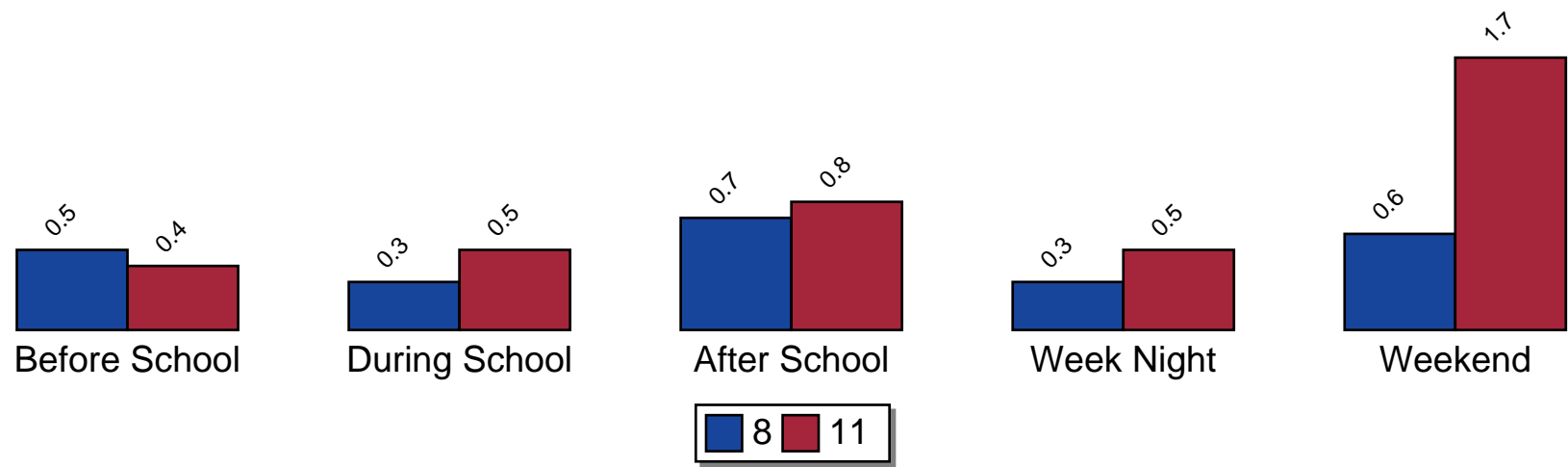
Source: Pride Surveys

When Do You Use Marijuana



Source: Pride Surveys

When Do You Use Presc Drugs



Source: Pride Surveys

10 The Pride Surveys

Since 1982, the Pride Surveys Questionnaire has been used by schools in all 50 states as well as US territories and several foreign countries to gather data on student tobacco, alcohol and illicit drug use and related behaviors. A decade ago we added questions on violence to explore the relationship between students who used various drugs and their violence. We now archive more than 8 million completed questionnaires, making the Pride Surveys database on student drug use and violence the largest in the world.

Other Pride Surveys that we hope you will consider for your assessment and evaluation needs are: Grade 4-6, Teaching Environment Survey, Learning Environment Survey, Parent Engagement Survey and the Community That Cares Youth Survey. Copies of the questionnaires are available on www.Pridesurveys.com and can be downloaded or you can call 1-800-279-6361 and we will send you copies for review.

11 Why Schools Use Pride Surveys

The following are some of the reasons school systems use Pride Surveys:

Used by more than 8,000 school systems. For more than two decades, schools across the nation have used the Pride Survey to identify student levels of drug use, violence, and related behaviors.

Designated by Federal Law as a measure of illicit drug use by youth. This law can be reviewed in Congressional Record, October 19, 1998, Page H11228. (see www.Pridesurveys.com)

40-50 minutes to administer. School time is an important consideration. The survey can be administered during a portion of only one class period.

Evaluates most prevention goals and objectives. Changes in student behavior can be measured over time, allowing an individual school, system, or state

to measure most of their goals and objectives.

Helps write winning grants. Schools can match their data against the Pride Surveys national database to indicate need for grant monies, or to indicate success in their drug education programs.

Meets most of the needs of evaluation required by the U.S. Department of Education as expressed in ESEA legislation – Principles of Effectiveness. The requirement for information on: the incidence and prevalence, perception of health risk, and perception of social disapproval of drug use and violence by youth in schools and communities. Drug use and these related behaviors are available through the use of the Pride Survey.

Allows multi-year comparisons of your data. The data is archived for 10 or more years and through our computer software the data can be compared over multiple years of administrations. The multi-year analysis allows a school, system, or state to track the changes in data over extended periods of time by sex, race, age, grade, and many other variables.

Data belong to the customer. Local data will not be released without written permission from the customer (school official). Pride Surveys will use data to build a national sample of data for an annual release to the public. The individual school or state data is not identified in the release.

Report includes 120+ pages of tables, charts, and reports. With software developed by Pride Surveys, we create tables, charts and special reports on variables of special concern to schools and administrators. (Ex. One graph shows drug use to occur most often on the weekend when schools are not in session.)

Anonymous, voluntary, protects pupil confidentiality. By following the instruction sheet for administering the questionnaire, the students' confidentiality will be protected.

Recognized by National News Media. On our website you will find print media from the Pride Survey and a press release following the Jonesboro, Arkansas shooting at a local Jr. High school.

Independent evaluators used for instrument and methodology evaluation. Independent evaluators were utilized to test for reliability and validity of the Pride Questionnaire. A copy of this evaluation can be obtained from www.Pridesurveys.com under the validity hyperlink.

National database for White, African American, and Hispanic students. The only national database that is available on African American and Hispanic students. Comparison of behaviors between races may be compared to the Pride national database.

Lie detection system built into survey. When answers to questions are indicating that the student is not being honest the software will eliminate the questionnaire. Ex. If the student marks getting high when—, and then denies use of drugs, computer programs will eliminate the questionnaire from the data set.

Protection from negative or blaming reports of school administrators and teachers for student drug use. Often we hear, *"what are we going to do about the schools' drug problem"*, this statement needs to be followed with Pride Survey data which indicates drug use is more likely to occur *"at home"* than *"at school"* and drug use occurs most often on *"weekends"* and *"at night"* when school is not in session. Teachers are more likely to teach students about the harmful effects of drugs/alcohol than are parents. Not all students use drugs. This information will be available to schools that choose Pride Surveys for data collection.

**Remember to visit our website @ www.Pridesurveys.com
or give us a call @ 1-800-279-6361**

NOTES: